



US00D533954S

(12) **United States Design Patent** (10) **Patent No.:** **US D533,954 S**
Opolka (45) **Date of Patent:** **** Dec. 19, 2006**

(54) **HEAD LAMP**

(74) *Attorney, Agent, or Firm*—Andrew Wilford

(75) **Inventor:** **Rainer Opolka**, Solingen (DE)

(57) **CLAIM**

(73) **Assignee:** **Zweibruder Optoelectronics GmbH**, Solingen (DE)

The ornamental design for a head lamp, as shown and described.

(**) **Term:** **14 Years**

DESCRIPTION

(21) **Appl. No.:** **29/244,707**

FIG. 1 is a front, top, left-side perspective view of a first embodiment of a head lamp showing my new design on a head strap;

(22) **Filed:** **Dec. 13, 2005**

FIG. 2 is a front, top, left-side perspective view of a second embodiment thereof on a head strap;

(51) **LOC (8) Cl.** **26-02**

(52) **U.S. Cl.** **D26/39**

(58) **Field of Classification Search** D26/37-50;
362/157, 158, 171-174, 183-208

FIG. 3 is a front elevational view of the first embodiment;

FIG. 4 is a top plan view thereof;

FIG. 5 is a right side elevational view thereof;

FIG. 6 is a bottom plan view thereof;

FIG. 7 is a rear elevational view thereof;

FIG. 8 is a left side elevational view thereof;

FIG. 9 is a right side elevational view of the second embodiment;

FIG. 10 is a bottom plan view thereof;

FIG. 11 is a left side elevational view thereof;

FIG. 12 is a rear elevational view thereof;

FIG. 13 is a front elevational view thereof; and,

FIG. 14 is a top plan view thereof.

See application file for complete search history.

(56) **References Cited**

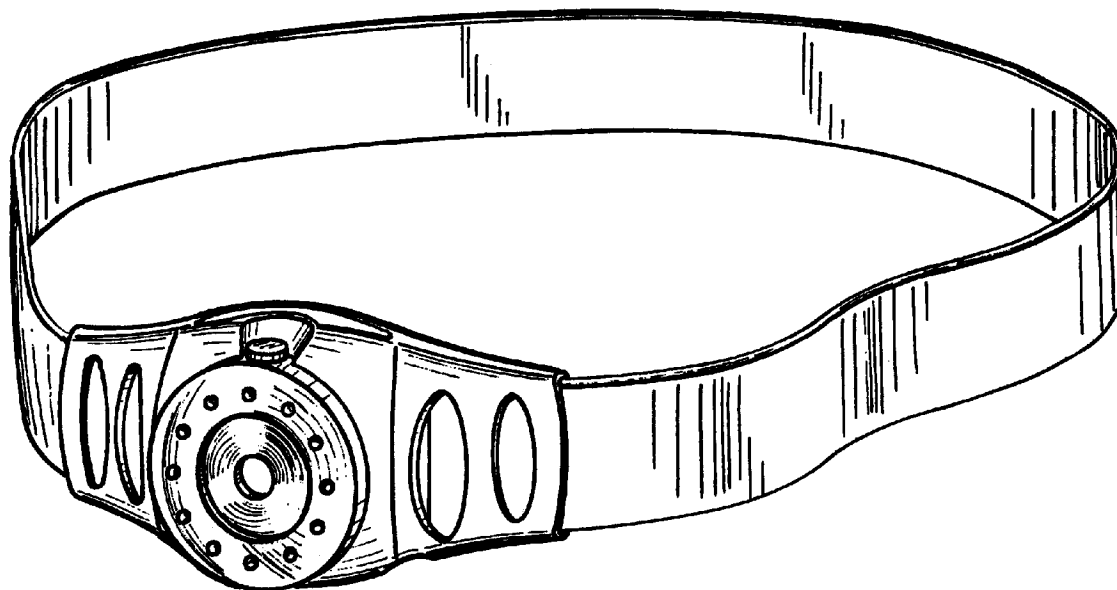
U.S. PATENT DOCUMENTS

- D465,043 S * 10/2002 Halasz D26/39
- D482,471 S * 11/2003 Shiu D26/39
- D482,473 S * 11/2003 Shiu D26/39
- D503,817 S * 4/2005 Shiu D26/39

* cited by examiner

Primary Examiner—Marcus A. Jackson

1 Claim, 6 Drawing Sheets



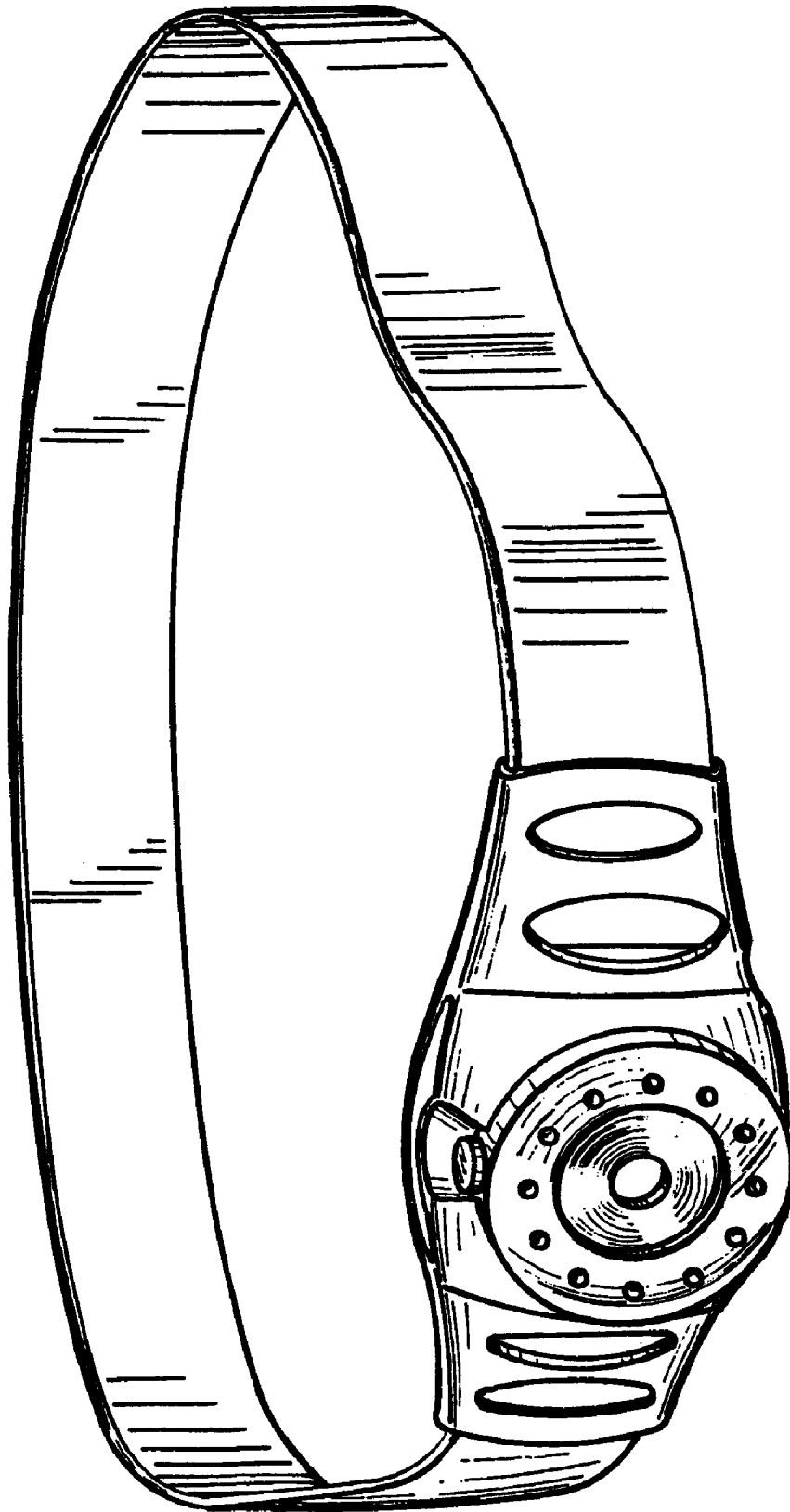


FIG.1

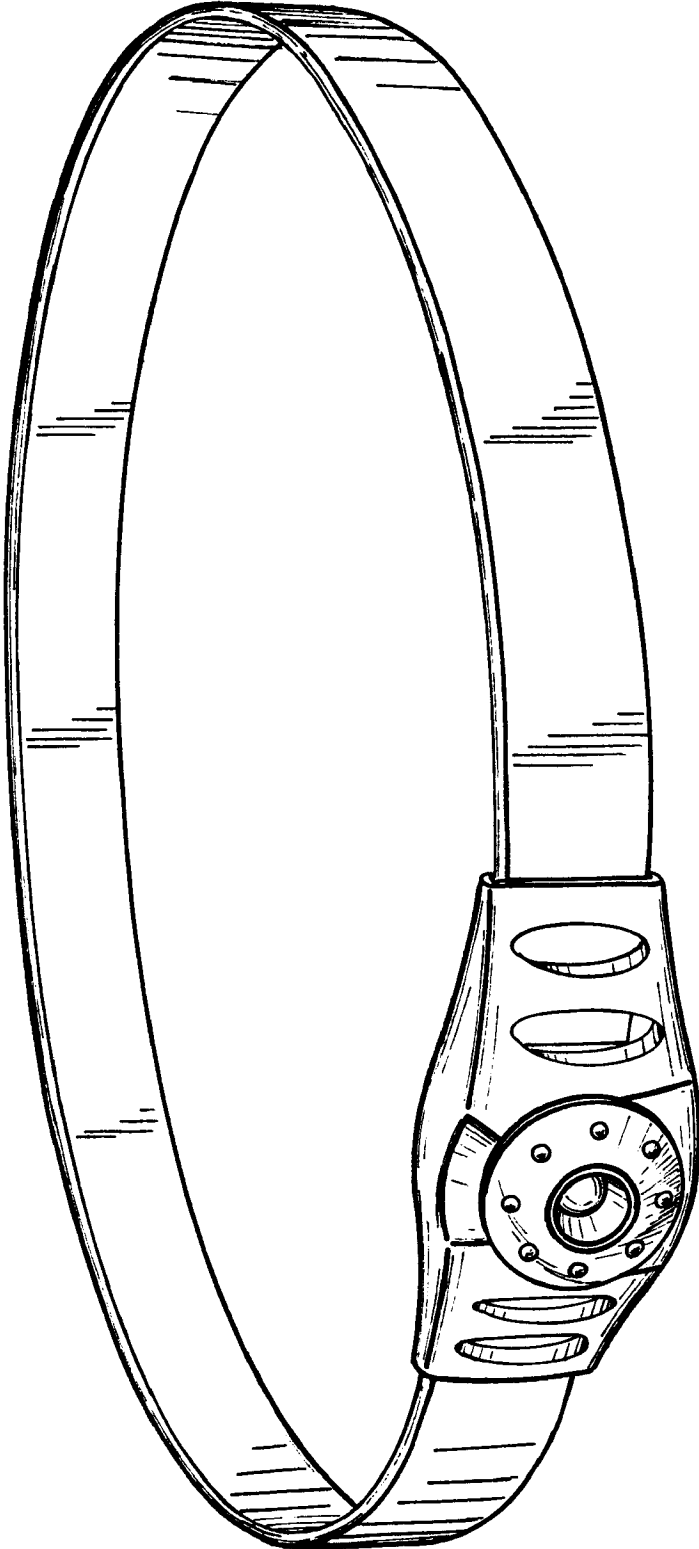


FIG.2

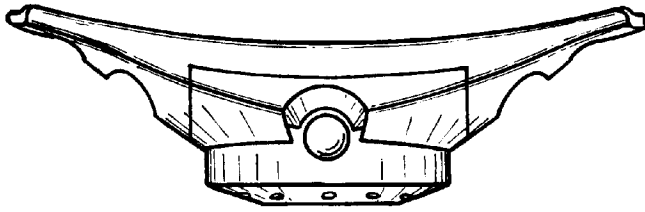


FIG. 4

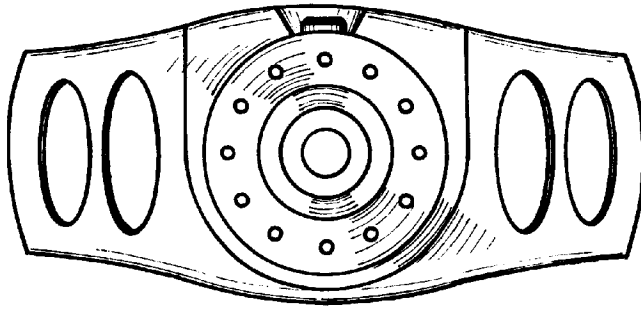


FIG. 3

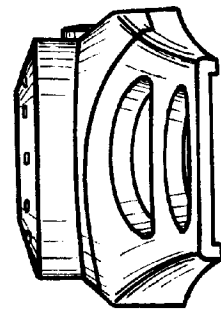


FIG. 5

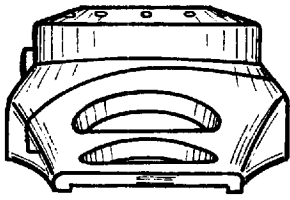


FIG. 8

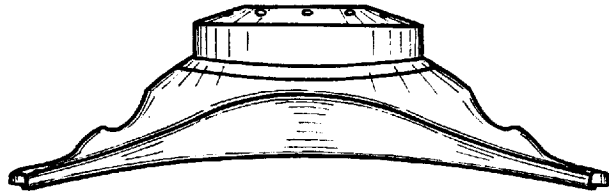


FIG. 6

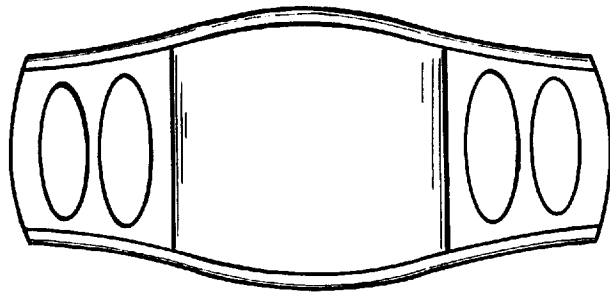


FIG. 7




FIG.11

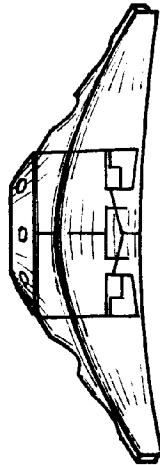


FIG.10




FIG.9

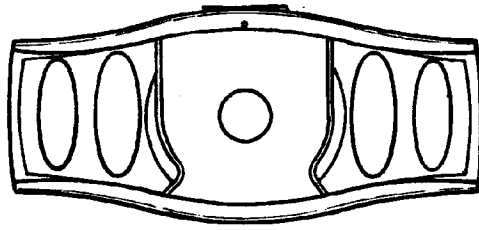


FIG.12

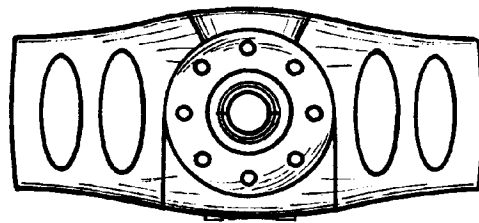


FIG.13




FIG.14